



Name _____

Date _____

Time to Rhyme


Help your child read the word accompanying each picture. Then have them circle the one that rhymes with the first word (in red) in each row.

1.



cake

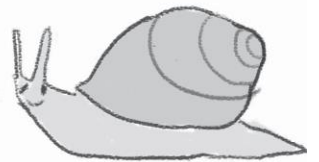
snake




cup



snail

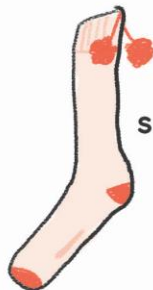


2.



clock

sock



car



cloak



3.

king



drum



can








ring








Big and Small

Worksheet 3

Color the **big** farm animals.




Draw a ☐ around the **small** farm animals.



Big and Small

Worksheet 4

Color the pictures that are **big**.



Draw a ☐ around the pictures that are **small**.





Big and Small Worksheets 3 and 4 Answer Keys
Item 3728 and 3728b



Big and Small Worksheet 3
Item 3728

Name _____



Big and Small

Worksheet 3

Color the **big** farm animal.



Draw a ☐ around the **small** farm animal.



www.tlsbooks.com
Graphics ©2012 Graphics Factory.



Big and Small Worksheet 4
Item 3728b

Name _____



Big and Small

Worksheet 4

Color the picture that is **big**.



Draw a ☐ around the picture that is **small**.



www.tlsbooks.com
Graphics ©2012 Graphics Factory.