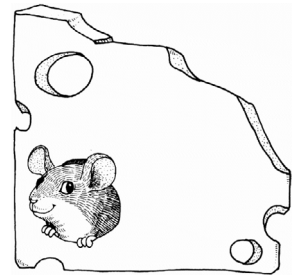



Trace and print the letter A.

Tracing practice for uppercase 'A' and lowercase 'a'. The uppercase 'A' row shows a solid letter, a dashed letter with stroke order arrows (1: diagonal down-left, 2: diagonal down-right, 3: horizontal crossbar), and another dashed letter. The lowercase 'a' row shows a solid letter, a dashed letter with stroke order arrows (1: counter-clockwise circle, 2: vertical line down), and another dashed letter. To the right is a box containing a large outline of the letter 'A' with a cartoon character climbing it.

Color the apple red.





Copy the sentence.

Andy likes to eat
apples.

Trace and print the letter B.

Tracing practice for uppercase B and lowercase b. The first row shows uppercase B with stroke order arrows (1: vertical down, 2: top curve, 3: bottom curve) and a dashed B for tracing. The second row shows lowercase b with stroke order arrows (1: vertical down, 2: counter-clockwise curve) and a dashed b for tracing. To the right is a box containing a cartoon dog and a large outline of the letter B.

Color the bird blue.




Copy the sentence.

The bluebird sings a
pretty song.

Trace and print the letter C.

Tracing practice for uppercase 'C' and lowercase 'c'. The first row shows a solid uppercase 'C', followed by two dashed uppercase 'C's with a curved arrow and the number '1' indicating the starting point and direction of the stroke. The second row shows a solid lowercase 'c', followed by two dashed lowercase 'c's with a curved arrow and the number '1' indicating the starting point and direction of the stroke. To the right of these rows is a large rectangular box containing a stylized uppercase 'C' with a small car driving inside it.

Color the camel.


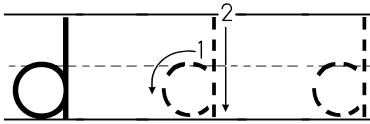
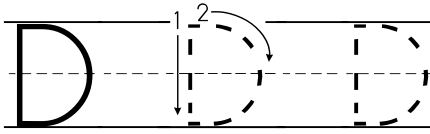


Copy the sentence.


The camel wants to

rest.

Trace and print the letter D.



Color the dog.



Copy the sentence below.


The silly dog likes to

swim.

Trace and print the letter E.

Tracing practice for uppercase 'E' and lowercase 'e'. The uppercase 'E' section shows a solid 'E' followed by a dashed 'E' with numbered arrows indicating stroke order: 1 (vertical down), 2 (top horizontal right), 3 (middle horizontal right), and 4 (bottom horizontal right). Below this is a blank line for practice. The lowercase 'e' section shows a solid 'e' followed by a dashed 'e' with numbered arrows indicating stroke order: 1 (horizontal right), 2 (counter-clockwise curve). Below this is a blank line for practice. To the right is a box containing a cartoon elephant spraying water from its trunk onto a large uppercase 'E'.

Color the elephant pink.




Copy the sentence below.

The elephant has big
ears.

Trace and print the letter F.

Tracing practice for uppercase 'F' and lowercase 'f'. The uppercase 'F' section shows a solid 'F' followed by a dashed 'F' with numbered arrows indicating stroke order: 1 (vertical down), 2 (top horizontal right), and 3 (middle horizontal right). The lowercase 'f' section shows a solid 'f' followed by a dashed 'f' with numbered arrows indicating stroke order: 1 (curved down from top to middle) and 2 (vertical down from middle to bottom). To the right is a box containing a fountain pen and a large, bold outline of the letter 'F'.

Color the frog green.

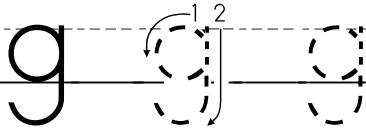

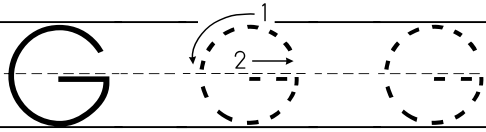


Copy the sentence below.

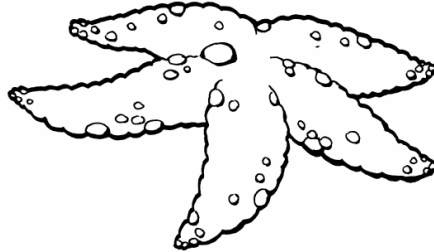
Frank Frog has fun
fishing.

Blank handwriting lines for copying the sentence.

Trace and print the letter G.




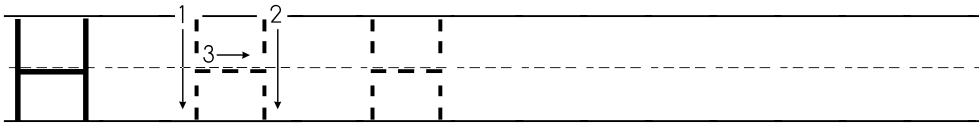
Color the grapes green.





Copy the sentence below.

The gorilla goes ape
over green grapes.

Trace and print the letter H.



Color the happy hen red.




Copy the sentence below.

The happy hen hid
a hat in the house.

Trace and print the letter I.

Tracing practice for uppercase 'I' and lowercase 'i'. The uppercase 'I' section shows a solid letter followed by a dashed one with stroke order arrows: 1 (down), 2 (top to right), and 3 (bottom to right). The lowercase 'i' section shows a solid letter followed by a dashed one with stroke order arrows: 1 (down) and 2 (dot). To the right is a box containing illustrations of an igloo and an ice cream cone.

Color the ice cream.

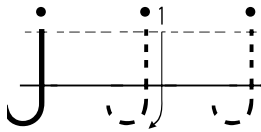

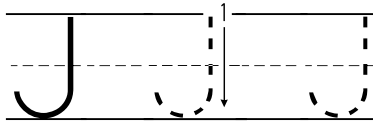


Copy the sentence below.

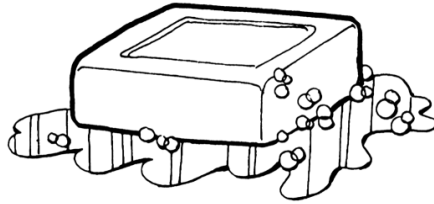
Ian eats ice cream
in an igloo.

Blank handwriting lines for practicing the sentence: Ian eats ice cream in an igloo.

Trace and print the letter J.



Color the joggers.



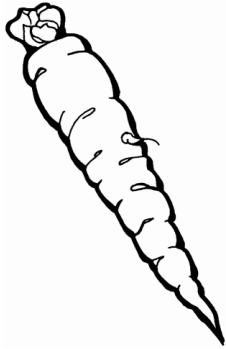
Copy the sentence below.

Jack and Jill jog up
up a hill.

Trace and print the letter K.

Tracing practice for uppercase letter K. The first row shows a solid K, a dashed K with stroke order arrows (1: vertical down, 2: diagonal down-right, 3: diagonal up-right), and another dashed K. The second row shows a solid K, a dashed K with stroke order arrows, and another dashed K. To the right is a box containing a cartoon kitten and a large letter K.

Color the kitten.



Copy the sentence below.

Kala plays with the
cute kitten.

Blank handwriting lines for copying the sentence.


Name _____

Primary Trace and Print Letter L
Item 3214I

Trace and print the letter L.

Tracing practice for the letter L. The first row shows a solid uppercase 'L' with stroke order arrows: '1' for the vertical line and '2' for the horizontal line. This is followed by a dashed uppercase 'L' for tracing. The second row shows a dashed lowercase 'l' for tracing. To the right is a box containing a line drawing of a lion and a large outline of the letter 'L'.

Color the lizard.



Copy the sentence below.

The lizard has a long

tail.

Blank handwriting lines for copying the sentence. Each line set consists of a solid top line, a dashed middle line, and a solid bottom line.

Trace and print the letter M.

Tracing practice for uppercase 'M' and lowercase 'm'. The uppercase 'M' section shows a solid letter, a dashed letter with stroke order numbers (1, 2, 3, 4) and arrows, and another dashed letter. The lowercase 'm' section shows a solid letter, a dashed letter with stroke order numbers (1, 2, 3) and arrows, and another dashed letter. To the right is a box containing a cartoon illustration of a child sitting next to a large letter 'M' that has a heart on it.

Color the magnet red.



Copy the sentence below.

Mike makes mud pies
on Monday.

Blank handwriting lines for copying the sentence.

Name _____

Primary Trace and Print Letter N
Item 3214n

Trace and print the letter N.

Tracing practice for uppercase 'N' and lowercase 'n'. The uppercase 'N' row shows a solid letter, a dashed letter with stroke order arrows (1: vertical down, 2: vertical down, 3: diagonal down), and another dashed letter. The lowercase 'n' row shows a solid letter, a dashed letter with stroke order arrows (1: vertical down, 2: curved top), and another dashed letter. To the right is a box containing a nurse's head and a large outline of the letter 'N'.

Color the nurse.



Copy the sentence below.


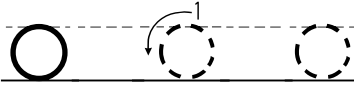
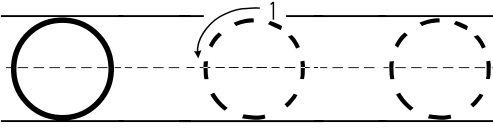
Nurse Nancy is never

sick.

Name _____

Primary Trace and Print Letter O
Item 3214o

Trace and print the letter O.




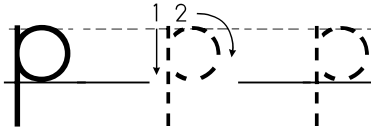
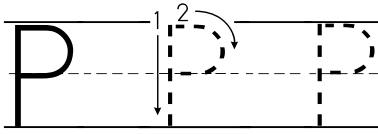
Color the owl orange.





Copy the sentence below.

Oscar plays the oboe
very well.

Trace and print the letter P.




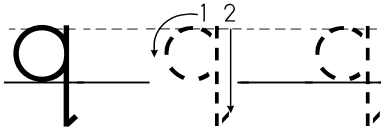
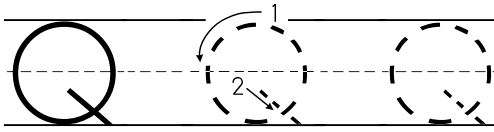
Color the pig pink.




Copy the sentence below.

Pam likes to play in
the pool.

Trace and print the letter Q.



Color the quilt.


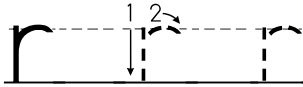
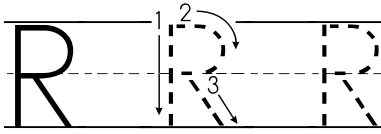


Copy the sentence below.




Queen Quinn makes
pretty quilts.

Blank handwriting lines for copying the sentence.

Trace and print the letter R.



Color the robot.



Copy the sentence below.

Robbie likes to read
about robots.


Name _____

Primary Trace and Print Letter S
Item 3214s


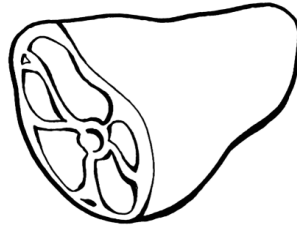

Trace and print the letter S.

S S S

s s s



Color the sun yellow.



Copy the sentence below.

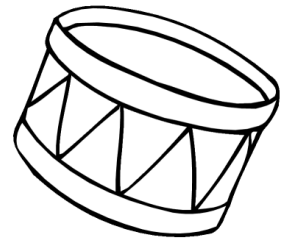


Susie likes to bake

sweet treats.

Trace and print the letter T.

Tracing practice for uppercase 'T' and lowercase 't'. The uppercase 'T' section shows a solid 'T' followed by a dashed 'T' with stroke order arrows: a vertical line down (1) and a horizontal line across (2). The lowercase 't' section shows a solid 't' followed by a dashed 't' with stroke order arrows: a vertical line down (1) and a horizontal crossbar (2). To the right is a box containing a cartoon turtle and a large letter 'T'.

Color the tortoise green and brown.


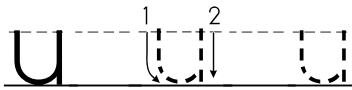
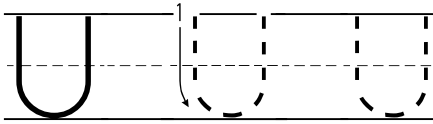


Copy the sentence below.

The tortoise and the
turtle are friends.

Blank handwriting lines for copying the sentence.

Trace and print the letter U.




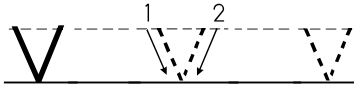
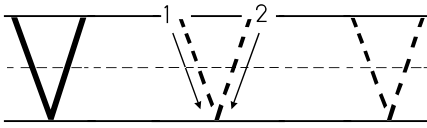
Color the umbrella blue and yellow.





Copy the sentence below.

My uncle has an ugly
umbrella.

Trace and print the letter V.



Color the volcano red, brown, and orange.




Copy the sentence below.

Victor drives a very
big van.



Trace and print the letter W.

W W W

W W W




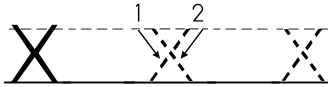
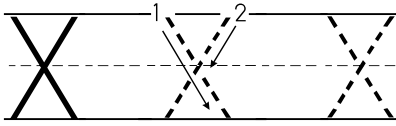
Color the walrus.



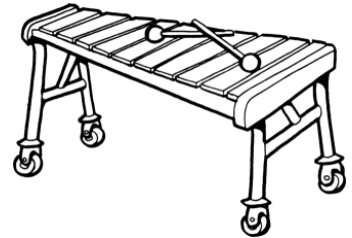

Copy the sentence below.

Wendy washes cars
when it is warm.

Trace and print the letter X.



Color the xylophone.



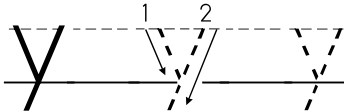

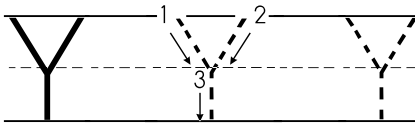
Copy the sentence below.

Xavier tried to x-ray
his xylophone.


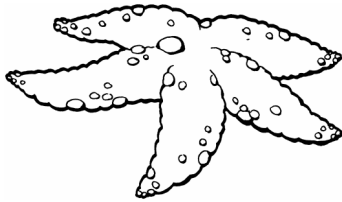
Name _____

Primary Trace and Print Letter Y
Item 3214y

Trace and print the letter Y.




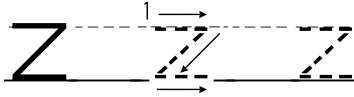
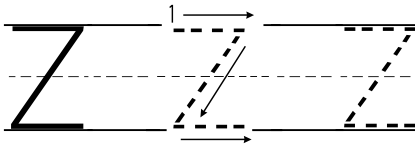
Color the yak.





Copy the sentence below.

Your yak is in our
yard.

Trace and print the letter Z.



Color the zipper.



Copy the sentence below.


Zoe and Zelda went
to the zoo.

Read, Trace, and Write

Read the sentence.

Trace the words.

Write the sentence.



The dinosaur is happy.

The dinosaur is happy.

He has a balloon.

He has a balloon.

Read, Trace, and Write

Read the sentence.

Trace the words.

Write the sentence.



The frog can jump.

The frog can jump.

He plays basketball.

He plays basketball.

Read, Trace, and Write

Read the sentence.

Trace the words.

Write the sentence.



Duck had a party.

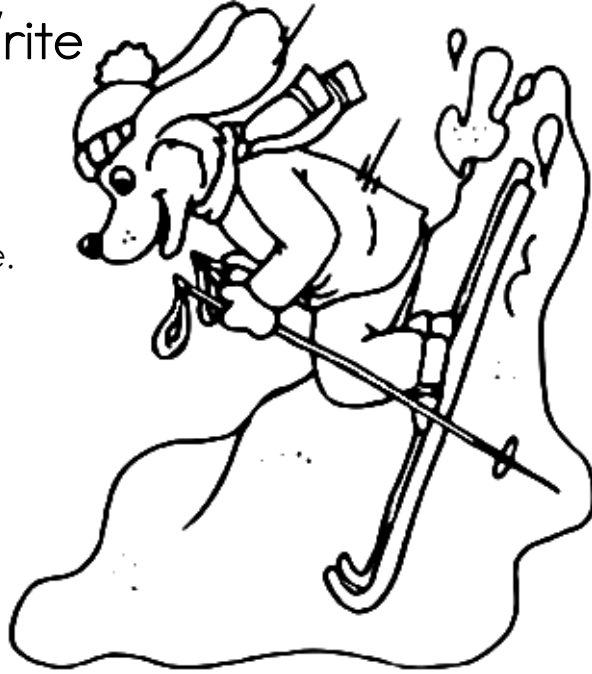
Duck had a party.

She wore a funny hat.

She wore a funny hat.

Read, Trace, and Write

Read the sentence.
Trace the words.
Write the sentence.



The dog likes to ski.

The dog likes to ski.

He goes downhill fast!


He goes downhill fast!

Read, Trace, and Write

Read the sentence.

Trace the words.

Write the sentence.



The frog is small.

The frog is small.

The dog is curious.

The dog is curious.


Trace the word little.

little

little

little

Color the train cars that have the word little on them.



Write the missing letters in the word little.

l__ttl__

__itt_e

li__le

Complete each sentence with the word little.

The _____ train chugged into town.

Sam has a _____ toy train.